

Modern ***Equipment Company***

Ladle Styles: *“The Leader In Ladles”*

think modern.



Modern
Equipment Company

think modern.



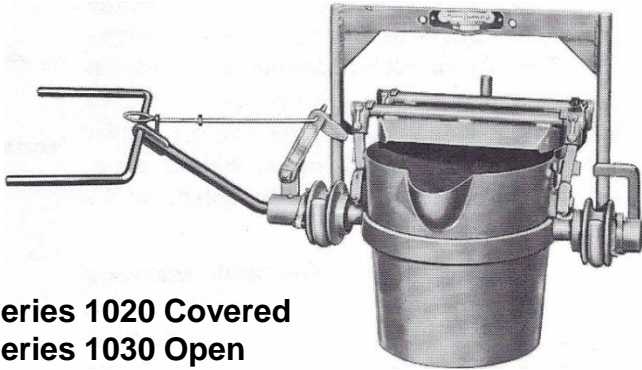
Series 1000
Covered Tapered Ladle
With No. 1 Type Lever Shanks

Hand Tilt Ladles

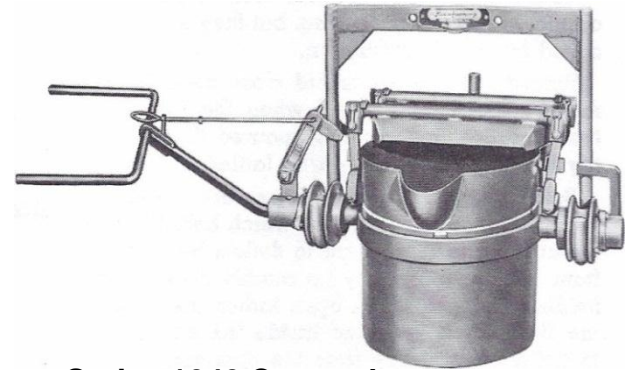
Rated Capacities
200-500 lbs Iron



Series 1010
Open Tapered Ladle
With No. 1 Type Lever Shanks



Series 1020 Covered
Series 1030 Open
Tapered Ladle with Raised Fork
Shanks



Series 1040 Covered
Series 1050 Open
Straight Ladle with Raised Fork
Shanks

Modern
Equipment Company

think modern.



Series 1080
Geared Covered Tapered Ladle

Geared Ladles


Rated Capacities
200-50,000 lbs Iron



Series 1090
Geared Covered Tapered Ladle




Series 1100
Geared Open Straight-Sided Ladle



Series 1110
Geared Open Straight-Sided Ladle

Modern
Equipment Company

think modern.




Series 1160
Geared Teapot Ladle
Open Straight-Sided and V-Bail


Teapot Ladles

Rated Capacities
2,000-20,000 lbs Iron

Series 1163
Geared Teapot Ladle with
Detachable Front Plate
and
Square Bail




Series 1165
Geared Teapot Ladle with
Split Detachable Front and
Square Bail



Modern
Equipment Company

think modern.



Bottom Pour Ladles

Rated Capacities
1,200-42,500 lbs Iron


Series 1170 Geared
Series 1173 Non-Geared
Bottom Pour Ladle With Square Bail



Series 1175 Non-Geared
Bottom Pour Ladle with
Detachable Square Bail


Modern
Equipment Company

think modern.




Series 1060
Cylindrical Covered Ladle
With No. 1 Type Lever Shanks

Cylindrical Ladles



Series 1070
Cylindrical Covered Ladle
With Raised Fork Shanks




1130
Cylindrical Covered Insulated Ladle
Geared Assist Tilt Mechanism

Modern
Equipment Company

think modern.

Geared Fore-Hearth Ladles

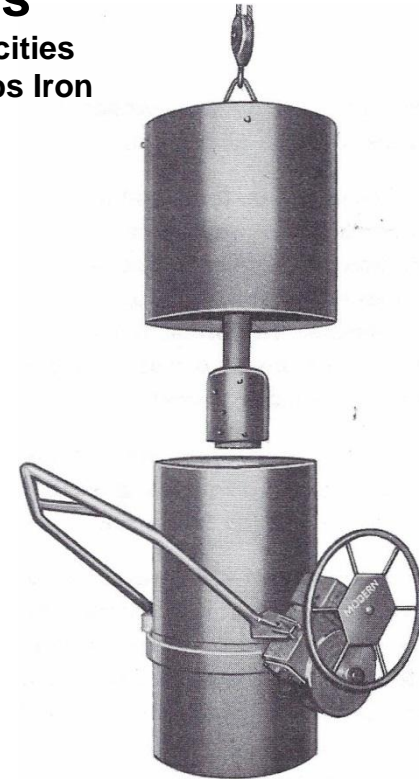
Rated Capacities
2,000-12,000 lbs Iron



Series 1140 on Stand
Series 1145 on Truck
Geared U-Shaped Fore-Hearth Ladle

Plunging & Inoculating Ladles

Rated Capacities
1,000-8,000 lbs Iron



Modern
Equipment Company

think modern.

Mod-Tundish Geared Ladles




Series 1189
Geared Mod-Tundish

Modern
Equipment Company

think modern.

Split Mod-Tundish Geared Ladles

Series 1189
Geared Split Mod-Tundish



Modern
Equipment Company

think modern.


Fork Truck Ladles



Modern
Equipment Company

think modern.

Pre-Heaters



Modern
Equipment Company

think modern.


Hand-wheel
Control



Planetary Cut-tooth
Gearing in an oil
tight housing

Pouring Devices


HDC



Model "F"
Geared
Gross Load to
650 lbs.





Model "FA"
Manual
Gross Load to
1500 lbs.



Modern
Equipment Company

think modern.

Gearing Size Options



External bearing take-up plugs for backlash adjustment. This feature is common to all gearings except Types A & B

Modern
Equipment Company

think modern.